



# Wireless LAN Security

- Setup & Optimizing Wireless Client in Linux
- Hacking and Cracking Wireless LAN
- Setup Host Based AP ( hostap ) in Linux & freeBSD
- Securing & Managing Wireless LAN :  
Implementing 802.1x EAP-TLS EAP-PEAP-MSCHAPv2 , FreeRADIUS + dialupadmin + MySQL with Windows XP SP2 & Linux Client using wpa\_supplicant ( DEMO 😊 )
- Make Deep Security (99%) with WPA2  
Wifi Protected Access = 802.1x + ( TKIP or



# How to Setup & Optimizing Wireless Client in Linux

---

- Wireless Client Adapter Recommended for Linux User

<http://www.seattlewireless.net/index.cgi/HardwareComparison>

[http://www.seattlewireless.net/index.cgi/Client\\_5fAdapters\\_5f802\\_5f11](http://www.seattlewireless.net/index.cgi/Client_5fAdapters_5f802_5f11)

- Recommended to use latest kernel
- Tips & Tricks using wlan-ng driver
- Tips & Tricks using Orinoco compatible
- Tips & Tricks using hostap



# Use latest kernel and configure to support your hardware

---

- Get a latest Kernel & unpack  
Get from <http://www.kernel.org>
- Configure your kernel source to support wireless lan drivers ( non-harmradio ) & wireless extensions and your adapter  
( pcmcia/PCI/USB ).
- make menuconfig ( I'm love in it :p )

[\*] Wireless LAN drivers (non-hamradio) & Wireless Extensions

- - - Obsolete Wireless cards support (pre-802.11)

<M> STRIP (Metricom starmode radio IP)

<M> Aironet Arlan 655 & IC2200 DS support

<M> AT&T/Lucent old WaveLAN & DEC RoamAbout DS ISA support

<M> AT&T/Lucent old WaveLAN Pcmcia wireless support

< > Xircom Netwave AirSurfer Pcmcia wireless support

--- Wireless 802.11 Frequency Hopping cards support

<M> Aviator/Raytheon 2.4MHz wireless support

--- Wireless 802.11b ISA/PCI cards support

<M> Cisco/Aironet 34X/35X/4500/4800 ISA and PCI cards

<M> Hermes chipset 802.11b support (Orinoco/Prism2/Symbol)

<M> Hermes in PLX9052 based PCI adaptor support (Netgear MA301 etc.) (EXPERIMENTAL)

<M> Hermes in TMD7160 based PCI adaptor support (EXPERIMENTAL)

<M> Prism 2.5 PCI 802.11b adaptor support (EXPERIMENTAL)

<M> Atmel at76c50x chipset 802.11b support

<M> Atmel at76c506 PCI cards

--- Wireless 802.11b Pcmcia/Cardbus cards support

<M> Hermes PCMCIA card support

<M> Cisco/Aironet 34X/35X/4500/4800 PCMCIA cards

<M> Atmel at76c502/at76c504 PCMCIA cards

<M> Planet WL3501 PCMCIA cards

--- Prism GT/Duette 802.11(a/b/g) PCI/Cardbus support

<M> Intersil Prism GT/Duette/Indigo PCI/Cardbus



# For PCMCIA cards

---

## <\*> PCMCIA/CardBus support

- [\*] Enable PCMCIA debugging
- <M> CardBus yenta-compatible bridge support
- <\*> Cirrus PD6729 compatible bridge support
- <\*> i82092 compatible bridge support
- <\*> i82365 compatible bridge support
- <\*> Databook TCIC host bridge support



# Make fun with your kernel

---

- make
- make modules\_install
- copy your bzimage and System Map to /boot
- Configure your boot loader ;

For LILOman ☺ , don't forget to type `lilo -v` and reboot your computer to use your new kernel



# Tips & Trick using wlan-ng driver

---

- Works only for prism2/2.5/3 cards
- Get latest wlan-ng package from the net

<http://www.linux-wlan.com/download.htm>

- Unpack, hack the source , configure to your kernel, compile and install

```
[root@lognight root]# cd /usr/src/
[root@lognight src]# ls -l
total 36680
-rw-r--r--  1 root root    39863 Sep  3 13:05 268-2
-rw-r--r--  1 root root    39907 Sep  5 13:39 2.6.8-great
-rw-r--r--  1 root root    54087 Aug 31 06:27 config-2.6.3-7mdk
drwxr-xr-x  2 1000 users    4096 Sep 26 08:07 hostapd-0.2.4/
-rw-r--r--  1 root root   139176 Sep  5 19:08 hostapd-0.2.4.tar.gz
drwxr-xr-x  5 1000 users    4096 Sep 26 17:02 hostap-driver-0.2.4/
drwxr-xr-x  3 1000 users    4096 Sep  5 18:15 hostap-utils-0.2.4/
lrwxrwxrwx  1 root root      11 Sep  5 07:30 linux -> linux-2.6.8/
drwxrwxr-x 18 root root    4096 Sep 13 18:33 linux-2.6.8/
-rwxr--r--  1 root root 35634061 Sep  3 13:06 linux-2.6.8.tar.bz2*
drwxr-xr-x  8  600 users    4096 Sep  9 06:54 linux-wlan-ng-0.2.lpre21/
-rwxr-xr-x  1 root root    57076 Sep  2 00:16 orinoco-0.13e-2.6.2-patch.diff*
-rwxr-xr-x  1 root root    25466 Sep  5 13:55 orinoco-0.13e-dragorn-patch.diff*
-rwxr-xr-x  1 root root    24508 Sep  5 13:55 orinoco-0.13e-patch.diff*
-rw-r--r--  1 root root    66965 Sep  5 13:55 orinoco-0.13e.tar.gz
drwxrwxr-x  3 1000 1000    4096 Sep  9 07:05 orinoco-0.15rc1/
-rw-r--r--  1 root root    91101 Sep  5 13:55 orinoco-0.15rc1.tar.gz
drwxr-xr-x 12 root root    4096 Sep  9 07:01 pcmcia-cs-3.2.8/
-rw-r--r--  1 root root   1271846 Sep  4 08:23 pcmcia-cs-3.2.8.tar.gz
drwxr-xr-x  7 root root    4096 Aug 30 21:45 RPM/
[root@lognight src]#
```

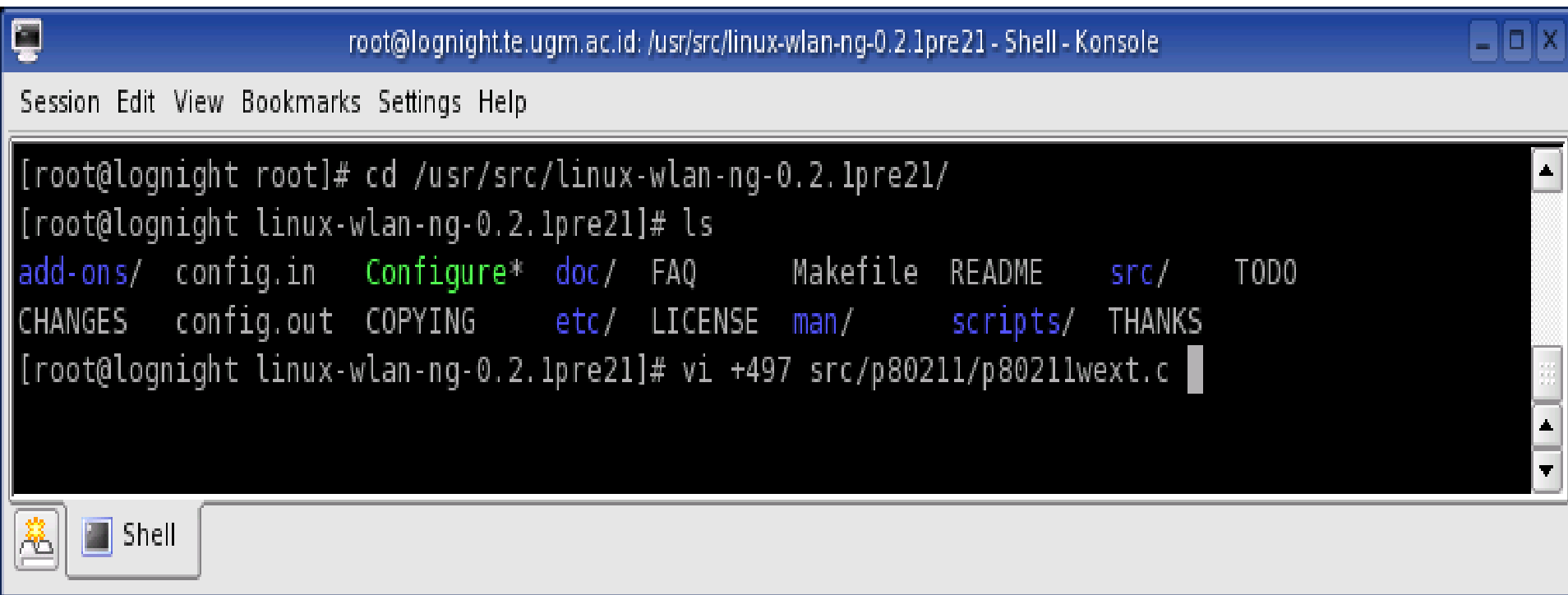







Find words “sens” ( sensitivity ) in source code using mc or grep tools ;

---



```
root@lognight.te.ugm.ac.id: /usr/src/linux-wlan-ng-0.2.1pre21 - Shell - Konsole
Session Edit View Bookmarks Settings Help

[root@lognight root]# cd /usr/src/linux-wlan-ng-0.2.1pre21/
[root@lognight linux-wlan-ng-0.2.1pre21]# ls
add-ons/  config.in  Configure*  doc/  FAQ  Makefile  README  src/  TODO
CHANGES  config.out  COPYING    etc/  LICENSE  man/  scripts/  THANKS
[root@lognight linux-wlan-ng-0.2.1pre21]# vi +497 src/p80211/p80211wext.c
```



```
root@lognight.te.ugm.ac.id: /usr/src/linux-wlan-ng-0.2.1pre21 - Shell - Konsole
Session Edit View Bookmarks Settings Help

range->max_qual.level = 154;
range->max_qual.noise = 154;
range->sensitivity = 9; // dapat diubah untuk meningkatkan sensitivitas 3 >> 9
// XXX these need to be nsd-specific!

range->min_rts = 0;
-- INSERT --
```

497,79-86 32%



Session Edit View Bookmarks Settings Help

```
[root@lognight linux-wlan-ng-0.2.1pre21]# ./Configure
```

```
----- Linux WLAN Configuration Script -----
```

The default responses are correct for most users.

Build Prism2.x PCMCIA Card Services (\_cs) driver? (y/n) [y]: y

Build Prism2 PLX9052 based PCI (\_plx) adapter driver? (y/n) [n]: n

Build Prism2.5 native PCI (\_pci) driver? (y/n) [n]: n

Build Prism2.5 USB (\_usb) driver? (y/n) [y]: y

Linux source directory [/usr/src/linux]:

The kernel source tree is version 2.6.8.

Kernel 2.5/2.6 support is highly experimental.

The current kernel build date is Thu Sep 9 00:03:27 2004.

Alternate target install root directory on host []:

PCMCIA script directory [/etc/pcmcia]:

Module install directory [/lib/modules/2.6.8]:

It looks like you have a System V init file setup.

Prefix for build host compiler? (rarely needed) []:

Build for debugging (see doc/config.debug) (y/n) [n]:

Configuration successful.

```
[root@lognight linux-wlan-ng-0.2.1pre21]#
```



Shell



## Compile and install wlan-ng module

---

- [root@lognight root]# cd /usr/src/linux-wlan-ng-0.2.1pre21/
- [root@lognight linux-wlan-ng-0.2.1pre21]# make all; make install;

For Pcmcia Card Adapter, install pcmcia-cs first.

The latest package is recommended.

Get from <http://pcmcia-cs.sourceforge.net/>

I use pcmcia-cs-3.2.8.

- [root@lognight src]# tar -zxvf pcmcia-cs-3.2.8.tar.gz
- [root@lognight src]# cd pcmcia-cs-3.2.8
- [root@lognight pcmcia-cs-3.2.8]#

```
root@lognight.te.ugm.ac.id: /usr/src/pcmcia-cs-3.2.8 - Shell - Konsole
Session Edit View Bookmarks Settings Help

[root@lognight pcmcia-cs-3.2.8]# ./Configure

----- Linux PCMCIA Configuration Script -----

The default responses for each question are correct for most users.
Consult the PCMCIA-HOWTO for additional info about each option.

Linux kernel source directory [/usr/src/linux]:

The kernel source tree is version 2.6.8.
The current kernel build date is Thu Sep 9 00:03:27 2004.

Build 'trusting' versions of card utilities (y/n) [n]: y
Include 32-bit (CardBus) card support (y/n) [y]:
Include PnP BIOS resource checking (y/n) [n]:

The PCMCIA drivers need to be compiled to match the kernel they
will be used with, or some or all of the modules may fail to load.
If you are not sure what to do, please consult the PCMCIA-HOWTO.

How would you like to set kernel-specific options?
  1 - Read from the currently running kernel
  2 - Read from the Linux source tree
Enter option (1-2) [3]: 2

Module install directory [/lib/modules/2.6.8]:

Kernel configuration options:
  Kernel-tree PCMCIA support is enabled.
  Symmetric multiprocessing support is disabled.
  Preemptive kernel support is enabled.
  Realtime Hardware Abstraction Layer is disabled.
  High memory support is disabled.
```



Shell

Module install directory [/lib/modules/2.6.8]:

Kernel configuration options:

Kernel-tree PCMCIA support is enabled.  
Symmetric multiprocessing support is disabled.  
Preemptive kernel support is enabled.  
Realtime Hardware Abstraction Layer is disabled.  
High memory support is disabled.  
PCI BIOS support is enabled.  
Power management (APM) support is enabled.  
SCSI support is enabled.  
IEEE 1394 (FireWire) support is disabled.  
Networking support is enabled.  
  Radio network interface support is enabled.  
  Token Ring device support is disabled.  
  Fast switching is disabled.  
  Frame Diverter is disabled.  
Module version checking is enabled.  
Kernel debugging support is disabled.  
/proc filesystem support is enabled.  
PAE support is disabled.

Configuration successful.

\*\* Your kernel is configured with PCMCIA driver support. Therefore,  
\*\* 'make all' will compile the PCMCIA utilities but not the drivers.  
\*\* See README-2.4 if this is not what you intended!

[root@lognight pcmcia-cs-3.2.8]# █





# Compiling and installing, setting configuration pcmcia-cs and starting pcmcia daemon

---

- make all
- make install

Now go to `/etc/pcmcia` and edit `*.conf` and `*.opts`

- `/etc/init.d/pcmcia start`

```
Starting PCMCIA services: cardmgr[23313]: watching 1
socket
done.
```

```

prism2_cs: Ignoring new-style parameters in presence of obsolete ones
prism2cs_init: prism2_cs.o: 0.2.1-pre21 Loaded
prism2cs_init: dev_info is: prism2_cs
prism2_cs: index 0x01: Vcc 5.0, irq 3, io 0x0100-0
PDA Read from 0x00390000 in NV space.
PDA Read from 0x00390000 in NV space.
Writing 4096 bytes to ram @0x1f17fe
Writing 4096 bytes to ram @0x1f27fe
Writing 4096 bytes to ram @0x1f37fe
Writing 4096 bytes to ram @0x1f47fe
Writing 4096 bytes to ram @0x1f57fe
Writing 4096 bytes to ram @0x1f67fe
Writing 4096 bytes to ram @0x1f77fe
Writing 4096 bytes to ram @0x1f87fe
Writing 4096 bytes to ram @0x1f97fe
Writing 4096 bytes to ram @0x1fa7fe
Writing 4096 bytes to ram @0x1fb7fe
Writing 4096 bytes to ram @0x1fc7fe
Writing 2940 bytes to ram @0x1fd7fe
Writing 3046 bytes to ram @0x1ff000
ident: nic h/w: id=0x8002 1.0.1
ident: pri f/w: id=0x15 0.3.0
ident: sta f/w: id=0x1f 1.7.1
MFI:SUP:role=0x00:id=0x01:var=0x01:b/t=1/1
CFI:SUP:role=0x02:id=0x01:var=0x01:b/t=1/4
PRI:SUP:role=0x00:id=0x03:var=0x01:b/t=1/2
STA:SUP:role=0x00:id=0x04:var=0x01:b/t=1/12
PRI-CFI:ACT:role=0x01:id=0x02:var=0x01:b/t=1/1
STA-CFI:ACT:role=0x01:id=0x02:var=0x01:b/t=1/1
STA-MFI:ACT:role=0x01:id=0x01:var=0x01:b/t=1/1
Prism2 card SN: 99SA01000000

```

wlan-ng

wlan-ng bundle with primary and station firmware. Automatically upgrades your firmware into ram

NIC version

Primary Firmware version

Station Firmware version

Serial Number Adapter





Session Edit View Bookmarks Settings Help

```
[root@lognight pcmcia]# iwconfig
eth0      no wireless extensions.

lo        no wireless extensions.

sit0      no wireless extensions.

wlan0     IEEE 802.11-b  ESSID:"compex"  Nickname:"compex"
          Mode:Managed  Frequency:2.472GHz  Access Point: 00:80:48:2B:7A:1A
          Bit Rate:11Mb/s   Tx-Power:2346 dBm
          Retry min limit:8   RTS thr:off   Fragment thr:off
          Encryption key:off
          Link Quality:92/92  Signal level:-40 dBm  Noise level:-96 dBm
          Rx invalid nwid:0  Rx invalid crypt:0  Rx invalid frag:0
          Tx excessive retries:0  Invalid misc:0  Missed beacon:0
```

```
[root@lognight pcmcia]# lsmod
Module                Size  Used by
prism2_cs             77864  1
p80211                33424  1 prism2_cs
sg                    36640  0
```



Shell



# Tips & Trick using Orinoco driver

---

- Only for Orinoco compatible cards (Lucent/Cabletron, Hermes, Orinoco, Prism2 )

- Get latest orinoco package from net

<http://savannah.nongnu.org/cvs/?group=orinoco>

<http://ozlabs.org/people/dgibson/dldwd/>

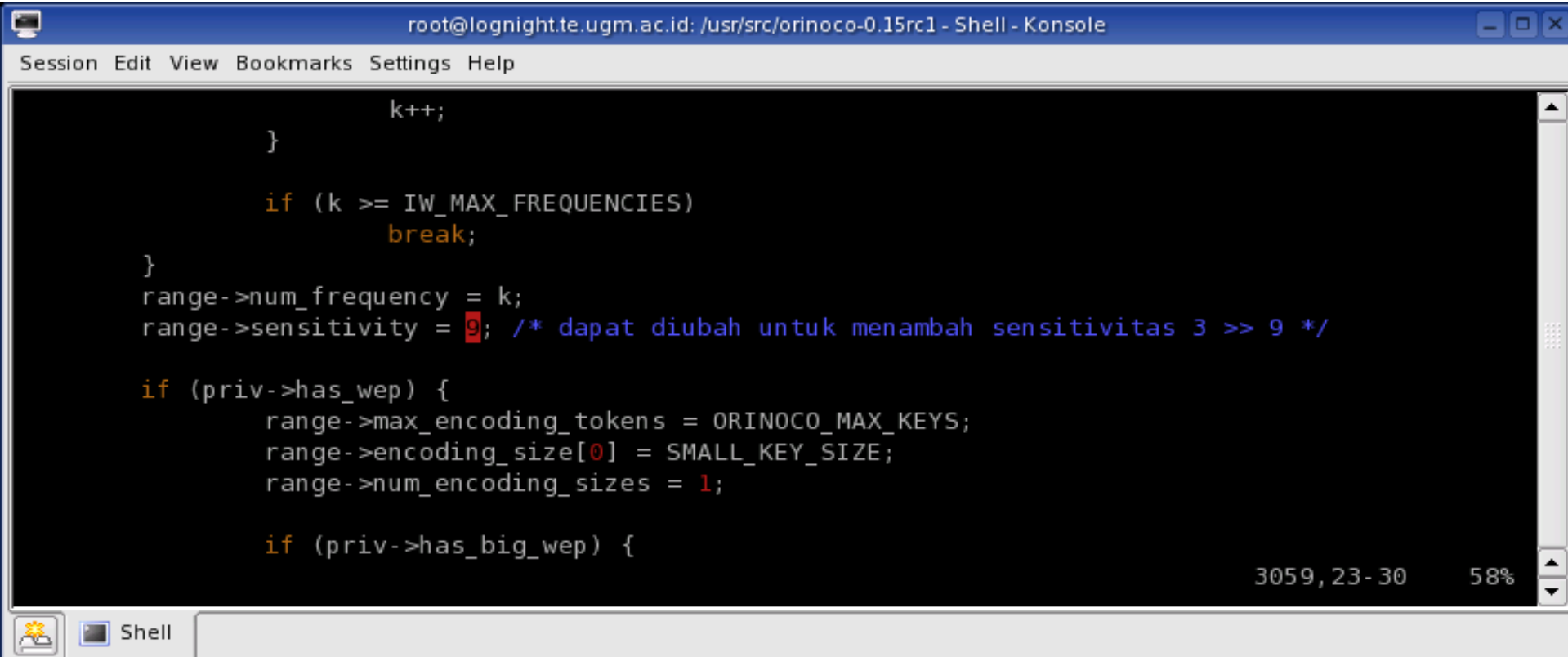
<http://airsnort.shmoo.com/>

- Unpack, compile and install to your kernel

```
[root@lognight root]# cd /usr/src/orinoco-0.15rc1
```

```
[root@lognight orinoco-0.15rc1]# vi orinoco.c
```

Find words “sens” ( sensitivity ) in source code using mc or grep tools ; Edit them



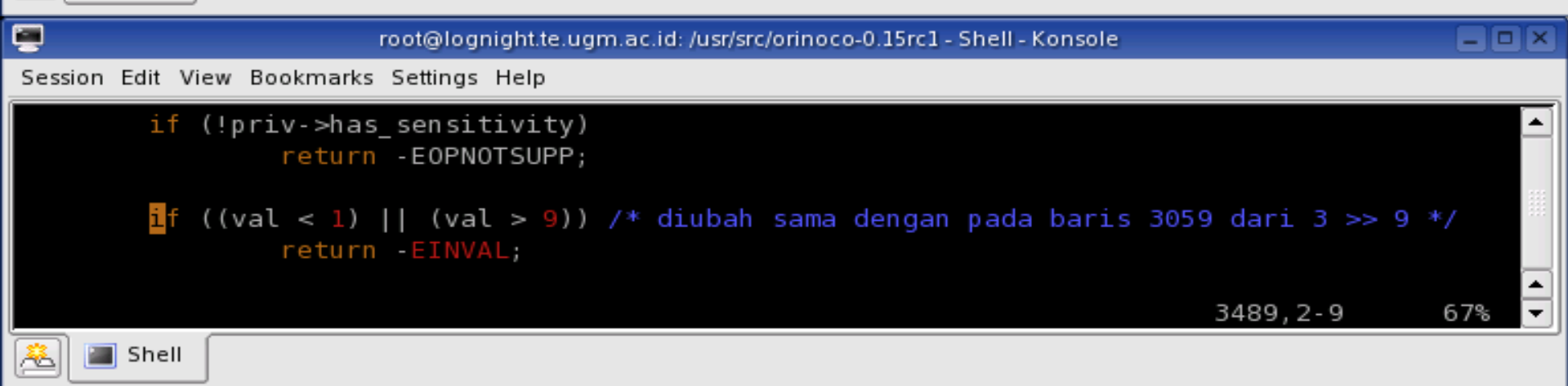
```
        k++;
    }

    if (k >= IW_MAX_FREQUENCIES)
        break;
}
range->num_frequency = k;
range->sensitivity = 9; /* dapat diubah untuk menambah sensitivitas 3 >> 9 */

if (priv->has_wep) {
    range->max_encoding_tokens = ORINOCO_MAX_KEYS;
    range->encoding_size[0] = SMALL_KEY_SIZE;
    range->num_encoding_sizes = 1;

    if (priv->has_big_wep) {
```

3059, 23-30 58%



```
if (!priv->has_sensitivity)
    return -EOPNOTSUPP;

if ((val < 1) || (val > 9)) /* diubah sama dengan pada baris 3059 dari 3 >> 9 */
    return -EINVAL;
```

3489, 2-9 67%

We can also tune the txpower. It's only used for prior to 0.15rc1 version. Txpower in the new version orinoco no longer reported 'cause unreliable

```
root@lognight.te.ugm.ac.id: /usr/src/orinoco-0.15rc1 - Shell - Konsole
Session Edit View Bookmarks Settings Help

range->pmt_flags = IW_POWER_TIMEOUT;
range->pm_capa = IW_POWER_PERIOD | IW_POWER_TIMEOUT | IW_POWER_UNICAST_R;

range->num_txpower = 1;
range->txpower[0] = 17; /* diubah sesuai dengan kemampuan wifi adapter kita dari 15 >> 17dBm */
range->txpower_capa = IW_TXPOW_DBM;


range->retry_capa = IW_RETRY_LIMIT | IW_RETRY_LIFETIME;
range->retry_flags = IW_RETRY_LIMIT;
range->r_time_flags = IW_RETRY_LIFETIME;

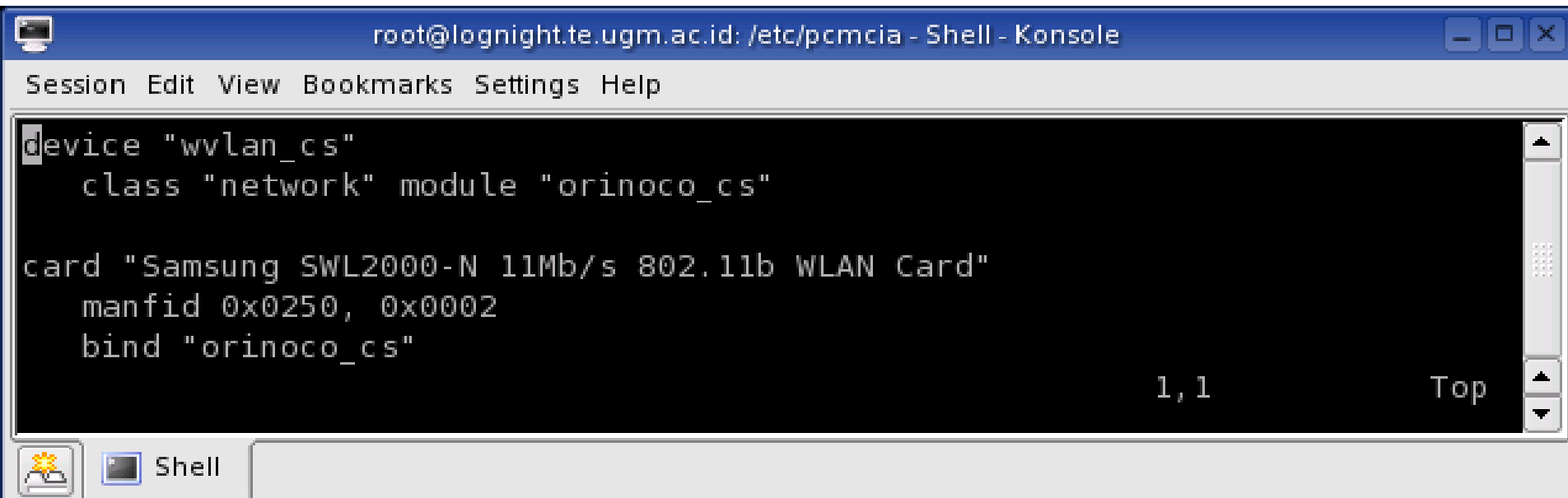
-- INSERT --
```

```
root@lognight.te.ugm.ac.id: /usr/src/orinoco-0.15rc1 - Shell - Konsole
Session Edit View Bookmarks Settings Help

struct iw_param *trq,
char *extra)
{
    /* The card only supports one tx power, so this is easy */
    trq->value = 17; /* diubah sesuai dengan adapter kita, sama seperti baris 3114 dari 15 >> 17dBm */
    trq->fixed = 1;
    trq->disabled = 0;
    trq->flags = IW_TXPOW_DBM;
    return 0;
}

-- INSERT --
```

- 
- make
  - make install
  - Go to /etc/pcmcia ; edit pcmcia.conf ; restart pcmcia daemon



root@lognight.te.ugm.ac.id: /etc/pcmcia - Shell - Konsole

Session Edit View Bookmarks Settings Help

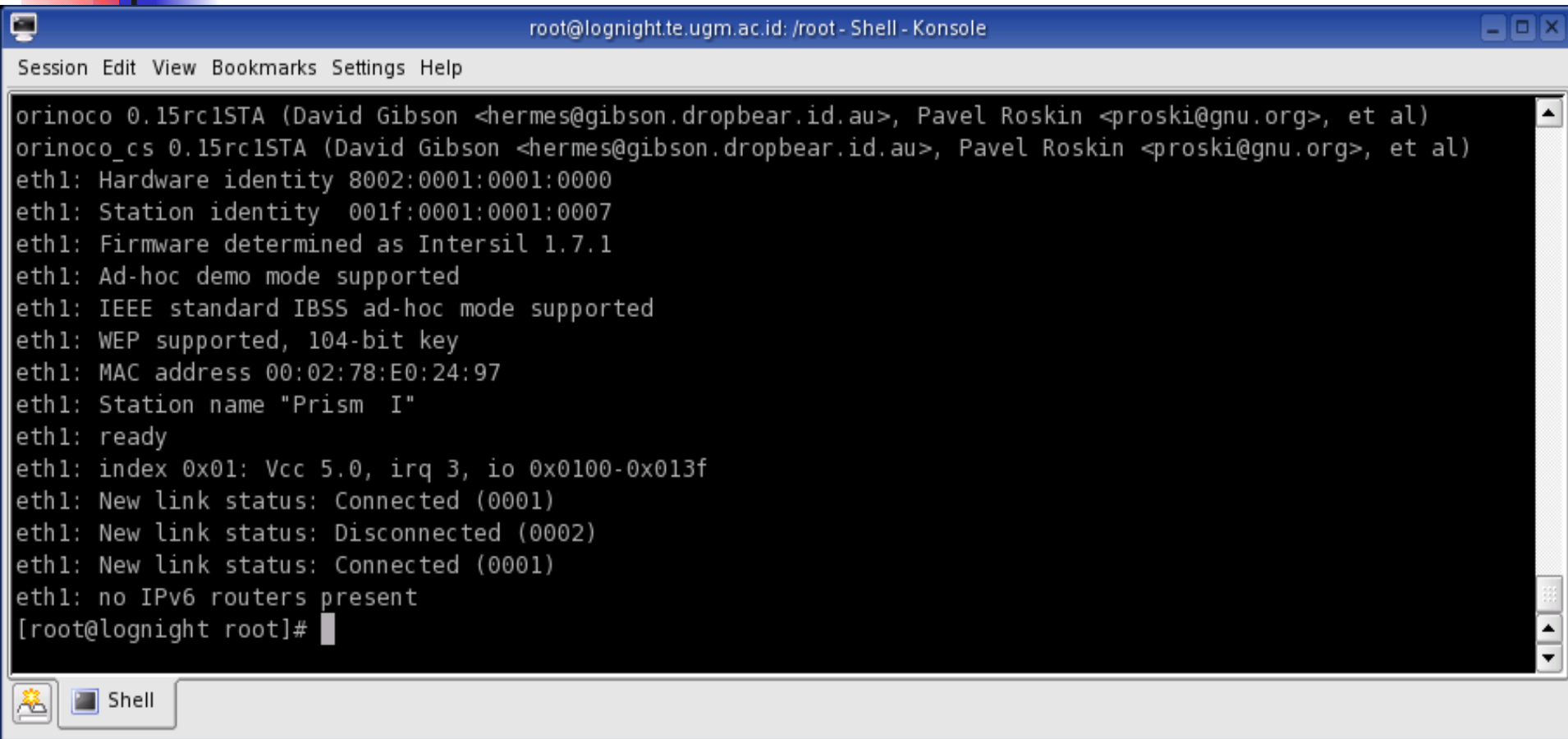
```
device "wvlan_cs"  
    class "network" module "orinoco_cs"  
  
card "Samsung SWL2000-N 11Mb/s 802.11b WLAN Card"  
    manfid 0x0250, 0x0002  
    bind "orinoco_cs"
```

1,1 Top

Shell



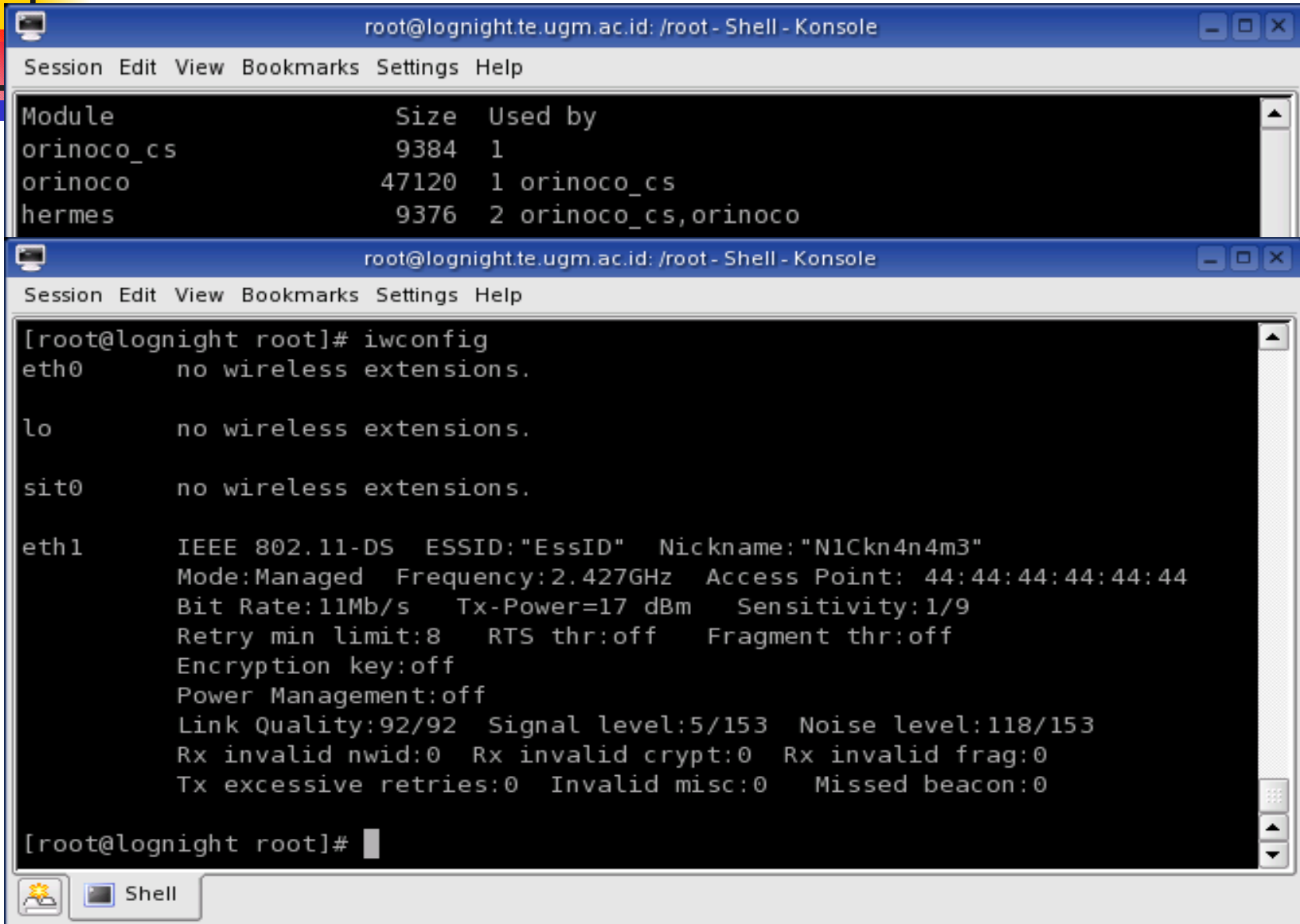
# dmesg



```
root@lognight.te.ugm.ac.id: /root - Shell - Konsole
Session Edit View Bookmarks Settings Help
orinoco 0.15rc1STA (David Gibson <hermes@gibson.dropbear.id.au>, Pavel Roskin <proski@gnu.org>, et al)
orinoco_cs 0.15rc1STA (David Gibson <hermes@gibson.dropbear.id.au>, Pavel Roskin <proski@gnu.org>, et al)
eth1: Hardware identity 8002:0001:0001:0000
eth1: Station identity 001f:0001:0001:0007
eth1: Firmware determined as Intersil 1.7.1
eth1: Ad-hoc demo mode supported
eth1: IEEE standard IBSS ad-hoc mode supported
eth1: WEP supported, 104-bit key
eth1: MAC address 00:02:78:E0:24:97
eth1: Station name "Prism I"
eth1: ready
eth1: index 0x01: Vcc 5.0, irq 3, io 0x0100-0x013f
eth1: New link status: Connected (0001)
eth1: New link status: Disconnected (0002)
eth1: New link status: Connected (0001)
eth1: no IPv6 routers present
[root@lognight root]#
```

Shell

# lsmod & iwconfig



The image shows two terminal windows from a Linux system. The top window displays the output of the `lsmod` command, showing loaded kernel modules. The bottom window displays the output of the `iwconfig` command, showing wireless network configuration for several interfaces.

```
root@lognight.te.ugm.ac.id: /root - Shell - Konsole
Session Edit View Bookmarks Settings Help

Module                Size  Used by
orinoco_cs            9384  1
orinoco                47120  1 orinoco_cs
hermes                 9376  2 orinoco_cs,orinoco

root@lognight.te.ugm.ac.id: /root - Shell - Konsole
Session Edit View Bookmarks Settings Help

[root@lognight root]# iwconfig
eth0      no wireless extensions.

lo        no wireless extensions.

sit0      no wireless extensions.

eth1      IEEE 802.11-DS  ESSID:"EssID"  Nickname:"N1Ckn4n4m3"
Mode:Managed  Frequency:2.427GHz  Access Point: 44:44:44:44:44:44
Bit Rate:11Mb/s  Tx-Power=17 dBm  Sensitivity:1/9
Retry min limit:8  RTS thr:off  Fragment thr:off
Encryption key:off
Power Management:off
Link Quality:92/92  Signal level:5/153  Noise level:118/153
Rx invalid nwid:0  Rx invalid crypt:0  Rx invalid frag:0
Tx excessive retries:0  Invalid misc:0  Missed beacon:0

[root@lognight root]#
```



# Tips & Tricks using hostap driver

---

- Only for Prism2/2.5/3 Cards
- Get latest stable hostap-driver package from net

<http://hostap.epitest.fi/releases/>

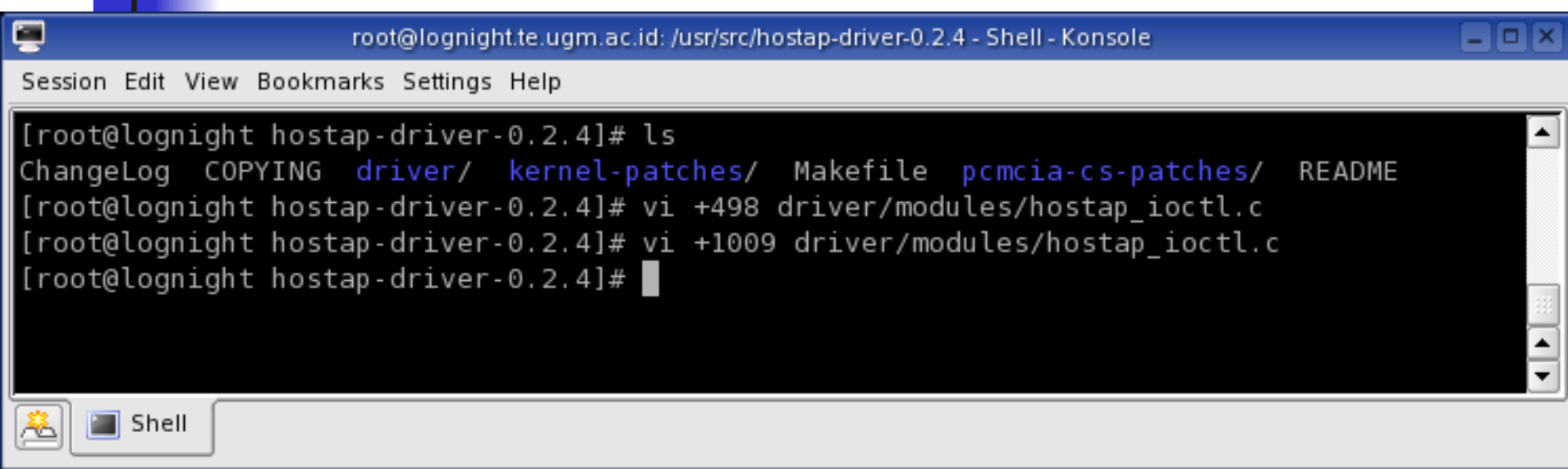
Unpack, hack the source, compile and install to your kernel

```
[root@lognight src]# cd hostap-driver-0.2.4/
```

```
[root@lognight hostap-driver-0.2.4]#
```



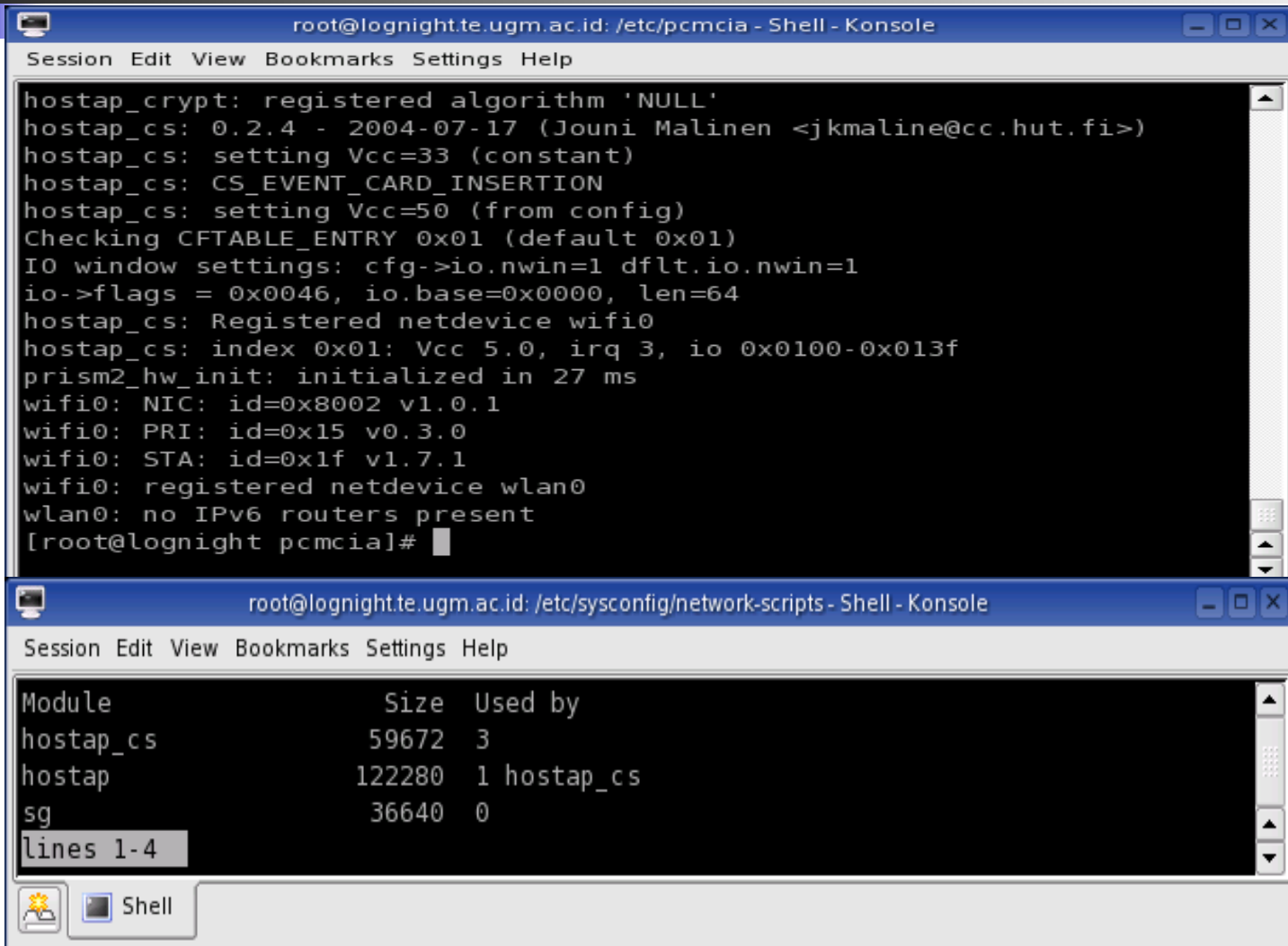
Find words “sens” ( sensitivity ) in source code using mc or grep tools ; Edit them



```
root@lognight.te.ugm.ac.id: /usr/src/hostap-driver-0.2.4 - Shell - Konsole
Session Edit View Bookmarks Settings Help
[root@lognight hostap-driver-0.2.4]# ls
ChangeLog COPYING driver/ kernel-patches/ Makefile pcmcia-cs-patches/ README
[root@lognight hostap-driver-0.2.4]# vi +498 driver/modules/hostap_ioctl.c
[root@lognight hostap-driver-0.2.4]# vi +1009 driver/modules/hostap_ioctl.c
[root@lognight hostap-driver-0.2.4]#
```

- make
- cd /etc/pcmcia
- mv hostap\_cs.conf pcmcia.conf
- restart pcmcia daemon /etc/init.d/pcmcia restart

# dmeshg & lsmod



The image shows two terminal windows. The top window displays kernel messages for the initialization of the hostap\_cs module. The bottom window displays the output of the lsmod command, showing the loaded modules and their dependencies.

```
root@lognight.te.ugm.ac.id: /etc/pcmcia - Shell - Konsole
Session Edit View Bookmarks Settings Help
hostap_crypt: registered algorithm 'NULL'
hostap_cs: 0.2.4 - 2004-07-17 (Jouni Malinen <jkmaline@cc.hut.fi>)
hostap_cs: setting Vcc=33 (constant)
hostap_cs: CS_EVENT_CARD_INSERTION
hostap_cs: setting Vcc=50 (from config)
Checking CFTABLE_ENTRY 0x01 (default 0x01)
IO window settings: cfg->io.nwin=1 dflt.io.nwin=1
io->flags = 0x0046, io.base=0x0000, len=64
hostap_cs: Registered netdevice wifi0
hostap_cs: index 0x01: Vcc 5.0, irq 3, io 0x0100-0x013f
prism2_hw_init: initialized in 27 ms
wifi0: NIC: id=0x8002 v1.0.1
wifi0: PRI: id=0x15 v0.3.0
wifi0: STA: id=0x1f v1.7.1
wifi0: registered netdevice wlan0
wlan0: no IPv6 routers present
[root@lognight pcmcia]#
```

```
root@lognight.te.ugm.ac.id: /etc/sysconfig/network-scripts - Shell - Konsole
Session Edit View Bookmarks Settings Help
Module              Size  Used by
hostap_cs            59672  3
hostap              122280  1 hostap_cs
sg                   36640  0
lines 1-4
```

Shell

# iwconfig

```
root@lognight.te.ugm.ac.id: /etc/pcmcia - Shell - Konsole
Session Edit View Bookmarks Settings Help
sit0      no wireless extensions.

wifi0     IEEE 802.11b  ESSID:"DellC400"  Nickname:"lognight.te.ugm.ac.id"
Mode:Master  Frequency:2.422GHz  Access Point: 00:02:78:E0:24:97
Bit Rate:11Mb/s  Sensitivity=1/9
Retry min limit:8  RTS thr:off  Fragment thr:off
Encryption key:off
Power Management:off
Link Quality:0  Signal level:0  Noise level:0
Rx invalid nwid:0  Rx invalid crypt:0  Rx invalid frag:0
Tx excessive retries:0  Invalid misc:0  Missed beacon:0

wlan0     IEEE 802.11b  ESSID:"DellC400"  Nickname:"lognight.te.ugm.ac.id"
Mode:Master  Frequency:2.422GHz  Access Point: 00:02:78:E0:24:97
Bit Rate:11Mb/s  Sensitivity=1/9
Retry min limit:8  RTS thr:off  Fragment thr:off
Encryption key:off
Power Management:off
Link Quality:0  Signal level:0  Noise level:0
Rx invalid nwid:0  Rx invalid crypt:0  Rx invalid frag:0
Tx excessive retries:0  Invalid misc:0  Missed beacon:0

[root@lognight pcmcia]#
```

Session Edit View Bookmarks Settings Help

```
[root@lognight pcmcia]# iwconfig wlan0 mode managed
[root@lognight pcmcia]# iwconfig
eth0      no wireless extensions.

lo        no wireless extensions.

sit0      no wireless extensions.

wifi0     IEEE 802.11b  ESSID:"DellC400"  Nickname:"lognight.te.ugm.ac.id"
Mode:Managed  Frequency:2.467GHz  Access Point: 44:44:44:44:44:44
Bit Rate:2Mb/s  Sensitivity=1/9
Retry min limit:8  RTS thr:off  Fragment thr:off
Encryption key:off
Power Management:off
Link Quality:0/70  Signal level:-73 dBm  Noise level:-73 dBm
Rx invalid nwid:0  Rx invalid crypt:0  Rx invalid frag:0
Tx excessive retries:0  Invalid misc:1  Missed beacon:0

wlan0     IEEE 802.11b  ESSID:"DellC400"  Nickname:"lognight.te.ugm.ac.id"
Mode:Managed  Frequency:2.467GHz  Access Point: 44:44:44:44:44:44
Bit Rate:2Mb/s  Sensitivity=1/9
Retry min limit:8  RTS thr:off  Fragment thr:off
Encryption key:off
Power Management:off
Link Quality:0/70  Signal level:-73 dBm  Noise level:-73 dBm
Rx invalid nwid:0  Rx invalid crypt:0  Rx invalid frag:0
Tx excessive retries:0  Invalid misc:1  Missed beacon:0

[root@lognight pcmcia]#
```



Shell



# THANKS

---

## Setup and Optimizing Wireless Client in Linux OS

by

**Josua M Sinambela**

Pengguna OpenSource

email : [josh@ugm.ac.id](mailto:josh@ugm.ac.id)

[jogja-wireless@yahoogleroups.com](mailto:jogja-wireless@yahoogleroups.com)